

# SPIT 351

## 351 Electro Pneumatic Combi Hammer




### Features

- Tough machine, complete aluminium casing.
- Enhanced power and impact force for a 5 kg hammer.
- Concrete core cutting up to Ø 90 mm.
- Dual drilling/hammering functions for wider application.
- Housing design allows drilling and demolition in tight corners.
- Safety clutch.

### Characteristics:

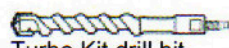
drilling capacity	useful Ø	weight	motor size	impact force
Ø 14 -> Ø 40	Ø 18 to Ø 35 mm	5.7 Kg	850 W	7 J

### Accessories



drill bit S2S MAX

Ø16 to Ø32 mm



Turbo Kit drill bit

Ø28, Ø30, Ø32 mm




Turbo Kit drilling head

Ø35, Ø40, Ø45, Ø50, Ø55, Ø60, Ø68, Ø80 mm




Turbo Kit hollow core cutter


Ø65, Ø80, Ø90 mm



S2S MAX pick




S2S MAX chisel




S2S MAX brick gouge



S2S MAX spade



S2S MAX angled bolster



S2S MAX concrete gouge



bush hammer adaptor S2S MAX



carbide bush hammer head